




Fujifilm FinePix Z5 Battery Replacement

This guide will allow the user replace an old or broken battery.

Written By: Inga Direktorchuk



INTRODUCTION

This guide provides clear images and step-by-step instructions to replace a faulty or worn-out battery.



PARTS:


- [New battery](#) (1)
-

Step 1 — Battery




- Open the battery cover that is located on the bottom of the camera on the right side by pushing firmly and sliding it forward.
- The cover should lift open.

Step 2



- Press the yellow lever to release the battery.
- Pull the battery out of the camera.

Step 3



- Insert the new battery and close the battery cover.

To reassemble your device, follow these instructions in reverse order.